

MAY 6 2008

# LOS ANGELES FIRE DEPARTMENT



DOUGLAS L. BARRY  
FIRE CHIEF

April 28, 2008

BOARD OF FIRE COMMISSIONERS  
FILE NO. 08-067

TO: Board of Fire Commissioners

FROM: Douglas L. Barry, Fire Chief *DLB*

SUBJECT: **EMS DEPLOYMENT PLAN UPATE – APRIL 2008**

FOR INFORMATION ONLY:	<input type="checkbox"/> Approved	<input type="checkbox"/> Approved w/Corrections	<input type="checkbox"/> Withdrawn
	<input type="checkbox"/> Denied	<input type="checkbox"/> Received & Filed	<input type="checkbox"/> Other

## For Information Only

Attached is the April 2008 update of the Department's five-year EMS Deployment Plan.

On April 27, 2008, 15 BLS fire companies at 15 different fire stations were upgraded to Paramedic Assessment status.

The attached report is provided for your review and interest.

Board report prepared by William N. Wells, Captain II-Paramedic, Planning Section.

Attachment

# LOS ANGELES FIRE DEPARTMENT

## EMS DEPLOYMENT PLAN

### APRIL 2008 UPDATE

The EMS Deployment Plan has addressed the Fire Chief's goals to increase paramedic coverage, improve overall EMS service delivery, and provide a better working environment by providing more rotational paramedic assignments.

The six objectives of the new, five-year EMS Deployment Plan are:

- Deploy a Paramedic Ambulance at every fire station
- Provide full Paramedic rotation with Paramedic Assessment fire companies at every fire station
- Reduce Paramedic Response Times
- Create a Paramedic Field Training Officer Program
- Establish a LAFD Paramedic Training Academy
- Improve EMS Management and Supervision

On January 1, 2007, the Department expanded the deployment of Variable-Staffed BLS Rescue 857 from 12-hours to 24-hours a day. Engine 57's workload was reduced 20%.

On March 19, 2007, new Fire Station 81 was opened in Panorama City. Old Fire Station 81 was re-designated as Fire Station 7. BLS Engine 7 was relocated from Fire Station 39 and upgraded to Paramedic Assessment status. Paramedic Rescue 239 was also relocated from Fire Station 39 and became Paramedic Rescue 7 with rotation onto Assessment E 7.

On July 8, 2007, new Fire Station 36 was opened in San Pedro. A new BLS Engine 36 and a new Paramedic Rescue 36 were placed into service.

On October 15, 2007, new Fire Station 67 was opened in Playa Vista. A new Paramedic Assessment Engine 67 was placed into service. A new BLS Rescue 867 was requested.

On April 27, 2008, 15 BLS fire companies were upgraded to Paramedic Assessment status while qualified Firefighter-Paramedics assigned to the following 15 fire stations were able to rotate off the Paramedic Ambulance onto the newly upgraded Assessment fire company:

- Fire Stations 14, 15, 21, 26, 34 and 46 in Battalion 3
- Fire Stations 33, 57, 64, 65 and 66 in Battalion 13
- Fire Stations 60, 89 and 102 in Battalion 14
- Fire Station 94 in Battalion 18

Effective April 27, 2008, the LAFD has 106 fire stations and these resources:

- 129 Ambulances - 89 Paramedic and 40 BLS Ambulances
- 101 Engine Companies - 40 Paramedic and 61 BLS
- 49 Light Forces - 21 Paramedic and 28 BLS
- 5 Fireboats - 1 Paramedic and 4 BLS
- 5 Helicopters - 1 Paramedic Air Ambulance
- 86 Fire Stations have a Paramedic Ambulance
- 61 Fire Stations have a Paramedic Fire Company
- 49 Fire Stations provide rotation for the Firefighter-Paramedics
- 46 Fire Stations have two Paramedic resources
- 24 Fire Stations have two Rescue Ambulances

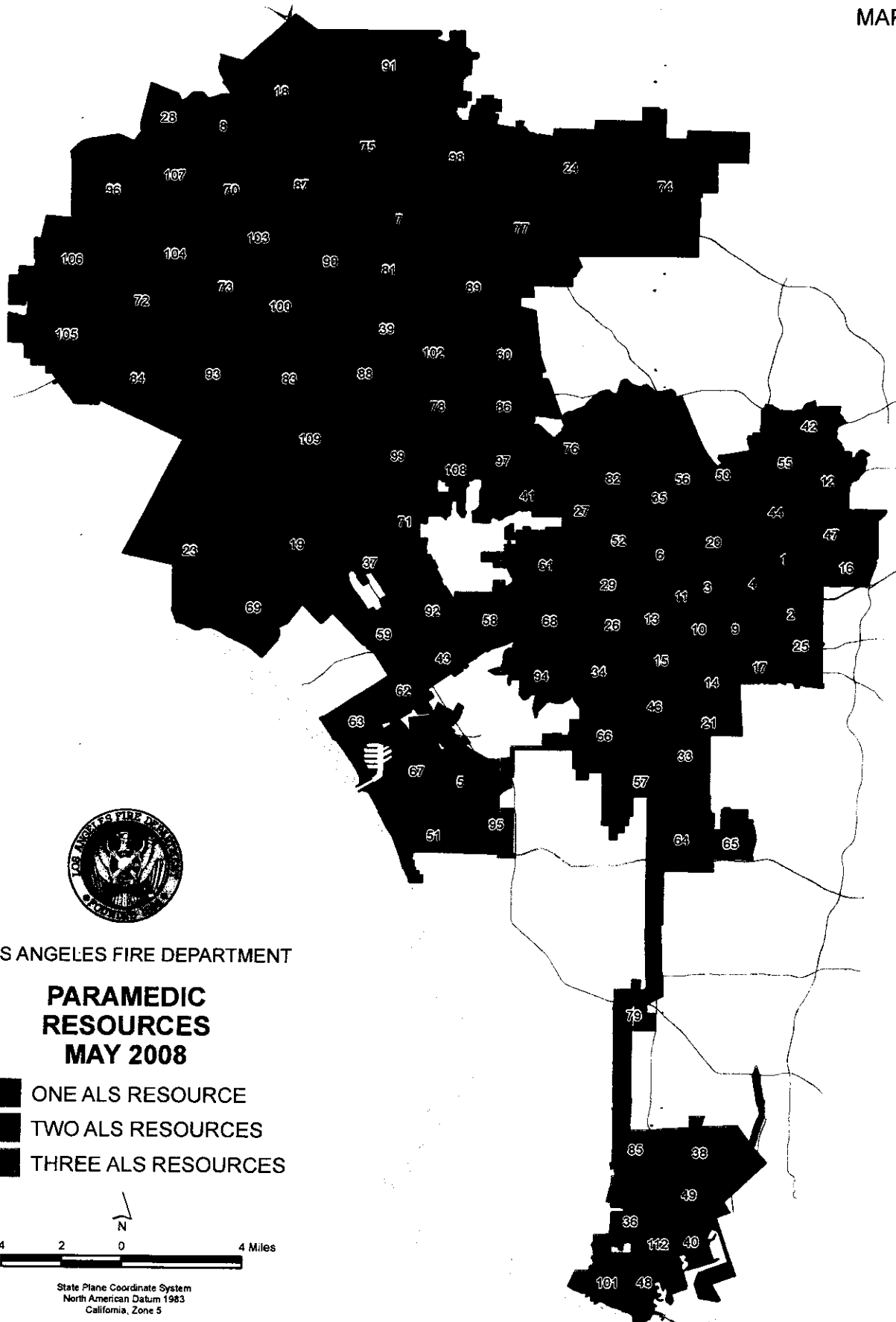
LOS ANGELES FIRE DEPARTMENT

**CURRENT ROTATIONAL PARAMEDIC RA's  
AND DAILY WORKLOAD**

**OCTOBER – DECEMBER 2007 DAILY RESPONSES**

RA 46	13.4	RA 6	8.6	RA 104	6.4
RA 64	13.3	RA 29	8.6	RA 38	6.3
RA 57	12.7	RA 65	8.6	RA 95	6.3
RA 66	12.6	RA 2	8.5	RA 55	6.3
RA 33	12.4	RA 3	8.4	RA 20	6.2
RA 257	11.9	RA 91	8.4	RA 86	6.2
RA 94	11.4	RA 10	8.3	RA 70	6.2
RA 68	11.3	RA 82	8.3	RA 83	6.1
RA 209	11.2	RA 105	8.3	RA 100	5.9
RA 34	11.2	RA 4	8.1	RA 19	5.9
RA 39	11.2	RA 62	8.0	RA 85	5.9
RA 9	11.0	RA 52	8.0	RA 78	5.6
RA 11	10.7	RA 73	7.9	RA 103	5.5
RA 15	10.6	RA 35	7.9	RA 56	5.2
RA 26	10.6	RA 93	7.9	RA 96	5.1
RA 61	10.6	RA 75	7.9	RA 74	4.9
RA 13	9.9	RA 51	7.8	RA 47	4.8
RA 98	9.8	RA 41	7.5	RA 107	4.8
RA 7	9.5	RA 102	7.5	RA 112	4.8
RA 58	9.4	RA 88	7.4	RA 25	4.7
RA 89	9.4	RA 63	7.4	RA 79	4.5
RA 81	9.3	RA 5	7.4	RA 36	4.3
RA 27	9.3	RA 87	7.2	RA 71	4.3
RA 37	9.2	RA 92	7.1	RA 17	4.1
RA 14	9.2	RA 43	6.9	RA 101	3.6
RA 60	9.1	RA 1	6.6	RA 69	2.4
RA 72	9.0	RA 90	6.6	RA 97	1.9
RA 265	8.8	RA 12	6.5	RA 99	1.9
RA 21	8.8	RA 84	6.5	RA 23	1.6
RA 59	8.7	RA 77	6.4		

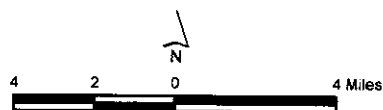
Paramedics rotate between RA and Fire company on 51 of 89 RA's



LOS ANGELES FIRE DEPARTMENT

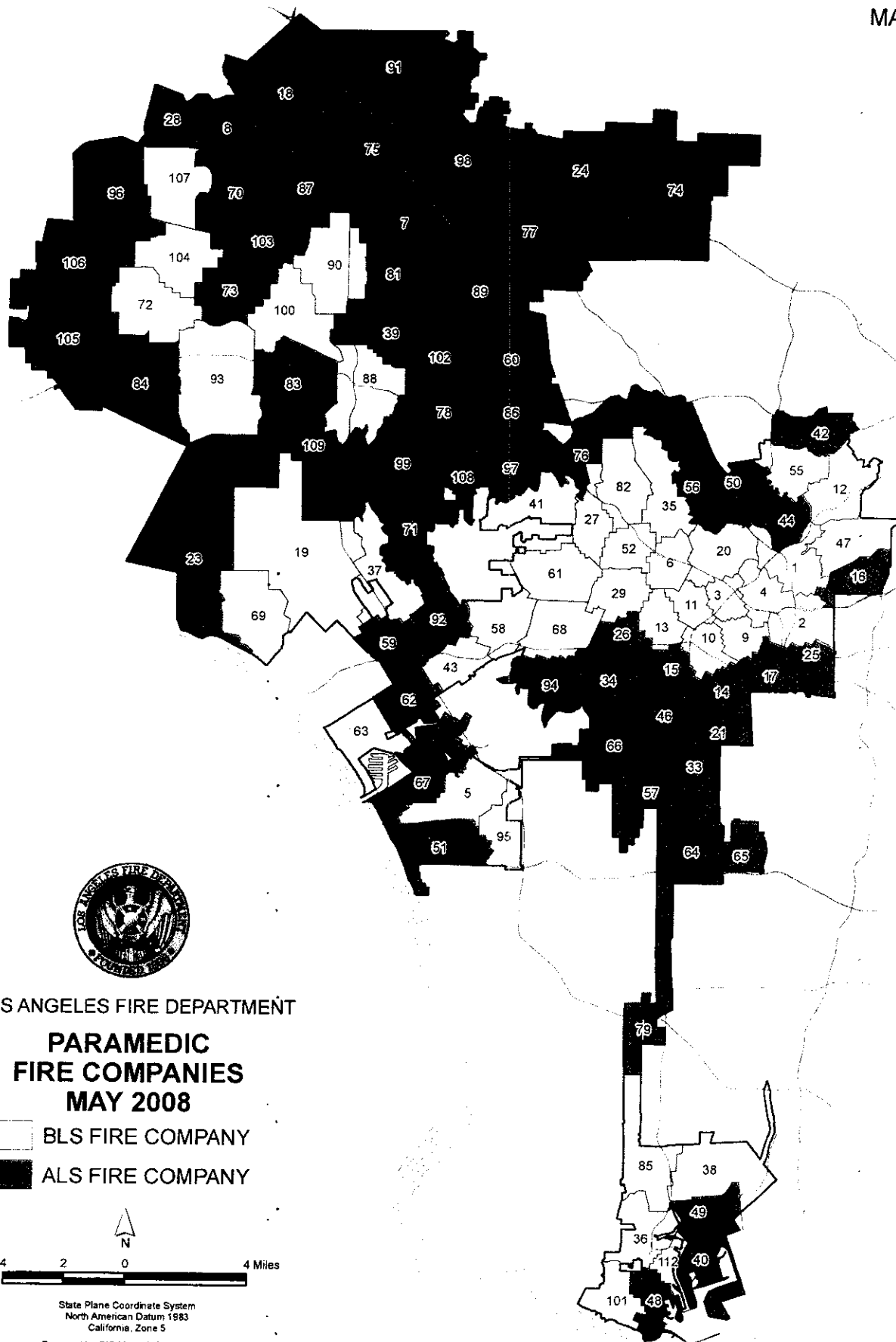
**PARAMEDIC  
RESOURCES  
MAY 2008**

- ONE ALS RESOURCE
- TWO ALS RESOURCES
- THREE ALS RESOURCES



State Plane Coordinate System  
North American Datum 1983  
California, Zone 5

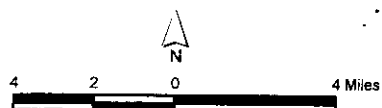
Prepared by GIS Maps & Graphics Unit  
Don Sila, GIS Specialist  
Janos Szaktila, GIS Supervisor  
March, 2008



LOS ANGELES FIRE DEPARTMENT

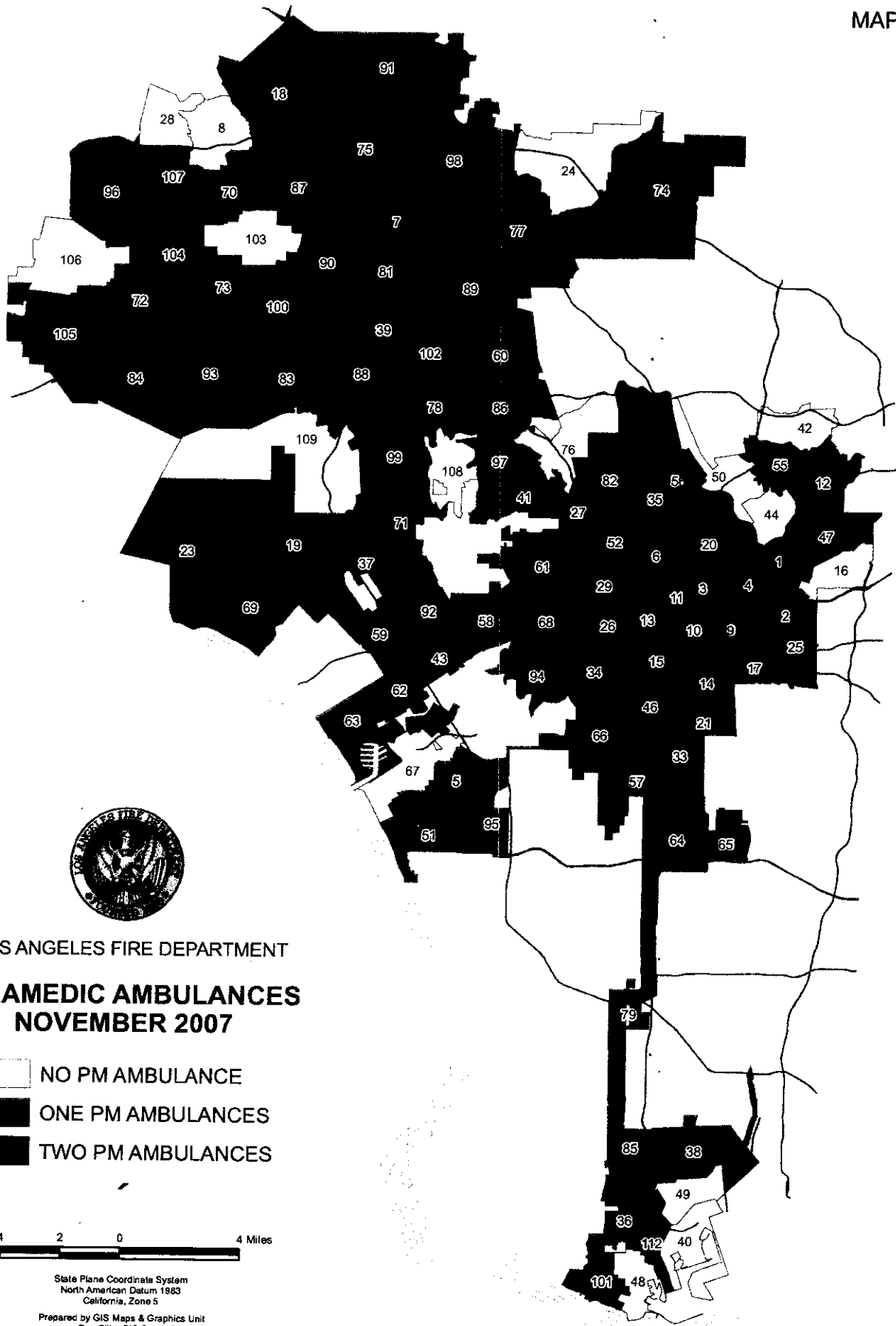
**PARAMEDIC  
FIRE COMPANIES  
MAY 2008**

- BLS FIRE COMPANY
- ALS FIRE COMPANY



State Plane Coordinate System  
North American Datum 1983  
California, Zone 5

Prepared by GIS Maps & Graphics Unit  
Don Silla, GIS Specialist  
Janos Szekella, GIS Supervisor  
February, 2008



# LOS ANGELES FIRE DEPARTMENT

## EMS RESOURCE EXPANSION

	NUMBER OF CHANGES EACH YEAR				NUMBER OF RESOURCES AT END OF YEAR			
	Paramedic Ambulance	Paramedic Engine	Assessment Engine / LF	BLS Ambulance	Paramedic Ambulance	Paramedic Engine	Assessment Engine / LF	BLS Ambulance
1979/1980		+ 2			37	2	0	10
1980/1981	+ 2			- 2	39	2	0	8
1981/1982				+ 1	39	2	0	9
1982/1983					39	2	0	9
1983/1984	+ 5	- 1		- 5	44	1	0	4
1984/1985	+ 3	- 1		- 2	47	0	0	2
1985/1986	+ 1			- 1	48	2	0	1
1986/1987				+ 5	48	2	0	6
1987/1988					48	2	0	6
1988/1989	+ 4				52	2	0	6
1989/1990		+ 1			52	3	0	6
1990/1991		+ 3		+ 7	52	6	0	13
1991/1992		+ 5			52	11	0	13
1992/1993					52	11	0	13
1993/1994					52	11	0	13
1994/1995					52	11	0	13
1995/1996					52	11	0	13
1996/1997			+ 1		52	11	1	13
1997/1998	+ 1	- 1	+ 11	+ 14	53	10	12	27
1998/1999	+ 2	- 1	+ 5	- 2	55	9	17	25
1999/2000	+ 1			- 1	56	9	17	24
2000/2001	+ 7	- 2	+ 3	+ 1 - 2	63	7	20	23
2001/2002	+ 4	- 1	+ 4	+ 10 - 2	67	6	24	31
2002/2003	+ 5	- 3	+ 14	+ 13 - 1	72	3	38	43
2003/2004	+ 3		+ 3	- 3	75	3	41	40
2004/2005	+ 4			+ 13 - 4	79	3	41	49
2005/2006	+ 9	- 3	+ 4	- 9	88	0	45	40
2006/2007			+ 1		88	0	46	40
2007/2008	+ 1		+ 16		89	0	62	40

Prepared by Captain Wells, LAFD Planning Section on 04-28-08.

LOS ANGELES FIRE DEPARTMENT

**NEW RESOURCES IN THE LAST SEVEN (7) YEARS  
IN THE SAN FERNANDO VALLEY**

- 1 BLS ENGINE**
- 13 PARAMEDIC ASSESSMENT FIRE COMPANIES**
- 5 BLS AMBULANCES**
- 16 PARAMEDIC AMBULANCES**
- 1 PARAMEDIC AIR AMBULANCE**
- 3 MORE EMS SUPERVISORS ON-DUTY**

FIREFIGHTER POSITIONS IN THE VALLEY INCREASED  
FROM 855 TO 1,071 (25% INCREASE)

PARAMEDIC POSITIONS IN THE VALLEY INCREASED  
FROM 150 TO 276 (84% INCREASE)

FIRE DEPT. AMBULANCES IN THE VALLEY INCREASED  
FROM 21 TO 42 (100% INCREASE)

PARAMEDIC ASSESSMENT FIRE COMPANIES IN THE  
VALLEY INCREASED FROM 10 TO 30 (200% INCREASE)



## **NEW FIREFIGHTERS OVER THE LAST 12 YEARS:**

- **ADDED 468 NEW FIREFIGHTER AND PARAMEDIC POSITIONS THROUGHOUT THE CITY**
- **WITH 47 % DEPLOYED IN THE S.F. VALLEY**

## **CITYWIDE EMS IMPROVEMENTS OVER PAST DECADE:**

- **PARAMEDIC RESPONSE TIMES REDUCED NEARLY 50 SECONDS CITYWIDE**
- **NUMBER OF AMBULANCES HAVE INCREASED 98% FROM 65 TO 129 AMBULANCES**
- **NUMBER OF PM RESOURCES INCREASED 141% FROM 63 TO 152**
- **NUMBER OF EMS SUPERVISORS INCREASED 167%**
- **IMPROVED EMS DISPATCH PROTOCOLS**
- **EMS DIVISION ESTABLISHED AND EMS EDUCATORS HIRED FOR PARAMEDIC CONTINUING EDUCATION**
- **STANDING FIELD TREATMENT PROTOCOLS INITIATED TO IMPROVE PATIENT CARE**
- **FIVE-YEAR PLAN TO HIRE 500 PARAMEDICS – OVER 600 HAVE BEEN HIRED OR TRAINED**
- **FIVE-YEAR EMS RESOURCE DEPLOYMENT PLAN – SUCCESSFUL COMPLETION ON JUNE 25, 2006**