

Personal and Family Emergency Preparedness

Presented by

Eric Morgan

of the

Emergency Management Department

to the

Los Angeles Health Commission

on Monday, October 10, 2025

LASD - DCS Amateur Radio Operations 2019




EOC
EOC
EOC

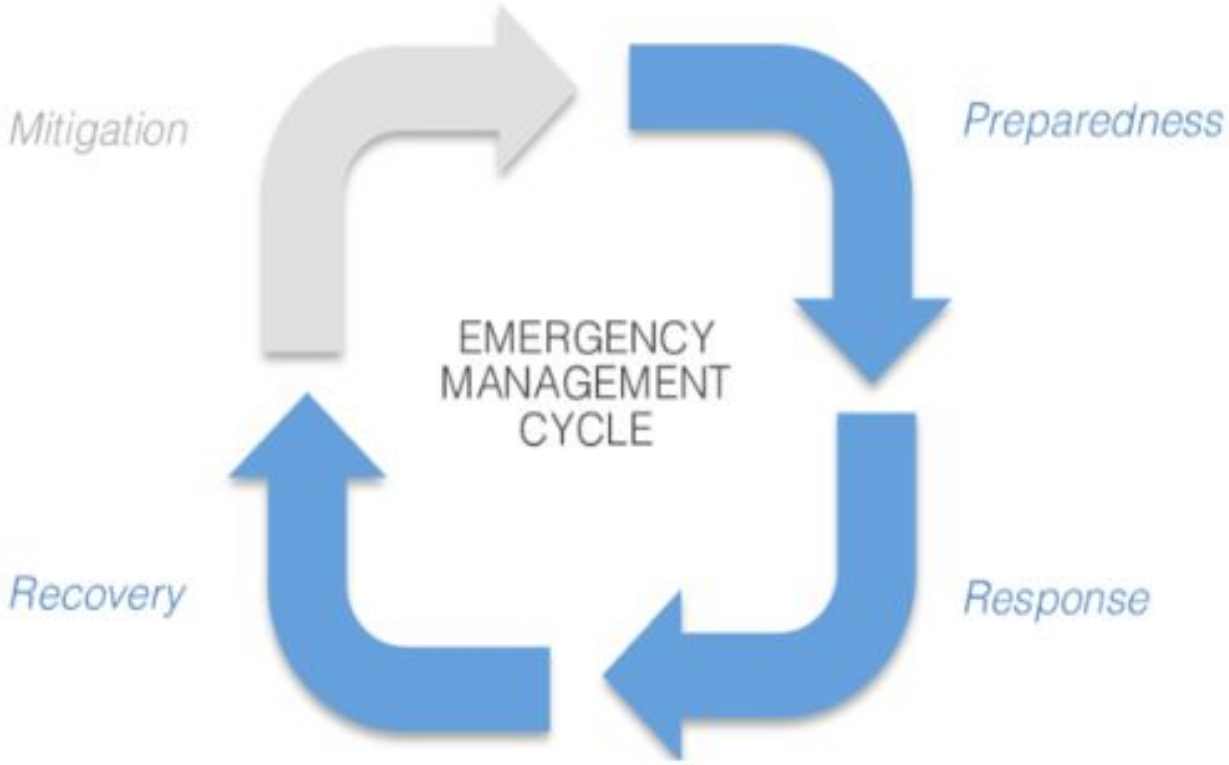
Mitigation
Preparedness
EMERGENCY MANAGEMENT CYCLE
Recovery
Response

Our Angelenos Face Many Different Threats











POTENTIAL HAZARDS OR THREATS

NATURAL

- Earthquakes
- Major wildfires
- Floods
- Mudflows/Landslides
- Pandemics (COVID)
- Tsunamis

Human Caused - Intentional

- Civil Disturbance
- Terrorists Acts/Threats

ACCIDENTS

- Major Aircraft Crash
- Hazardous Materials Spill

= Interruption of Critical Infrastructure

16 Critical Infrastructure Sectors in the U.S.

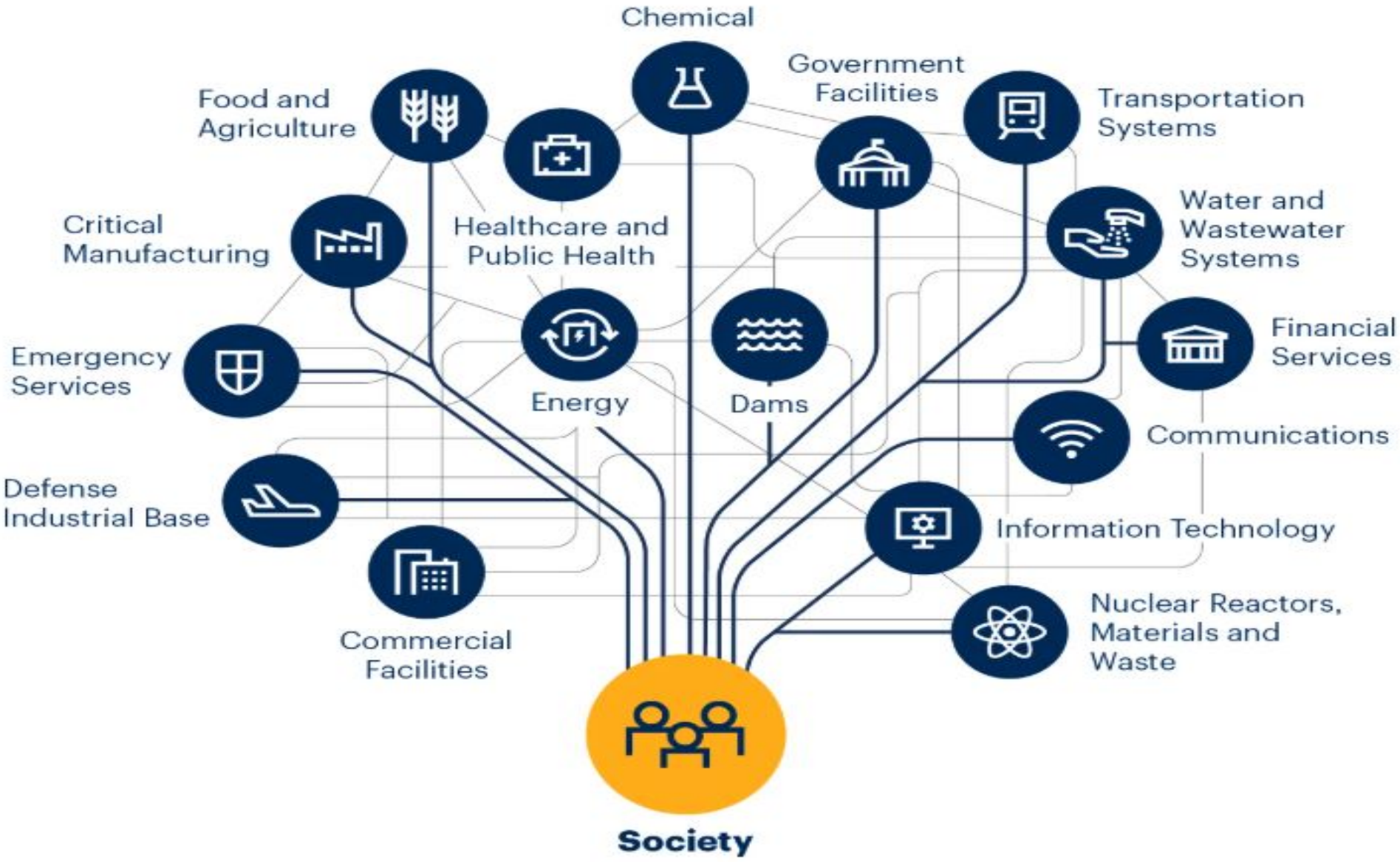

The disasters that have caused the most death and destruction in Los Angeles are Earthquakes

1994 Northridge Earthquake – magnitude 6.7, 8,700 injured, 72 deaths, duration of 10 seconds

1971 Sylmar Earthquake - magnitude 6.6, 64 deaths, duration of 12 seconds

1933 Long Beach Earthquake – magnitude 6.4, 120 deaths

1857 Fort Tejon Earthquake – magnitude 7.9 rupturing 200 miles of the South San Andreas Fault between Parkfield and Wrightwood, duration of 1+ minutes

Pacific Plate slips 30+ feet - all freeways, aqueducts and utilities crossing the San Andreas are damaged





Loss of water, gas, electricity, telecom, sewage service





The most likely catastrophic EQ

m7.8+ on the Southern San Andreas Fault



The BIG ONE

m7.8+ on the S. San Andreas Fault

Occurs on average every 150 years
Last occurred in 1857 (166 years ago)

- USGS San Andreas EQ Video
- Simulation of a 7.8 Earthquake on the S. San Andreas Fault
- Shakeout Scenario – Developed by dozens of scientists in 2008 based on an m7.8 EQ on S. San Andreas

Expected consequences

50,000 structures destroyed,
300,000 damaged





1600 spontaneous fires





Conflagration

defined as: a large, disastrous fire







Water









Tsunamis

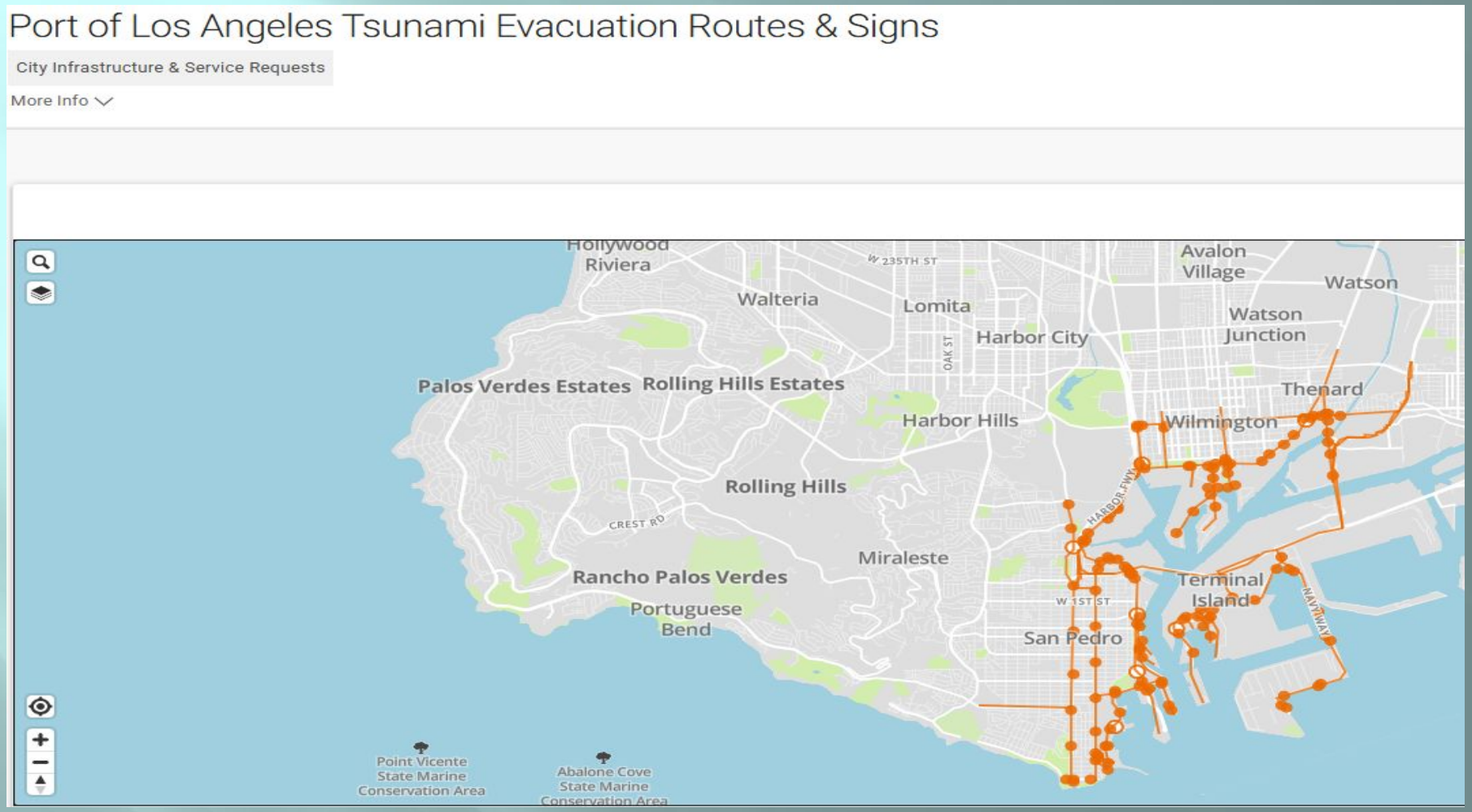

Port of Los Angeles Tsunami Evacuation Routes & Signs | Los Angeles - Open Data Portal

Tsunami Alerts



Response Times



Personal Preparedness

- Do a home "hazard hunt"
- Build an emergency kit for home, work and transit.
- Develop an emergency plan, which includes a meeting location and out-of-state contact.

  Get trained in:

  First Aid/CPR

  Community Emergency Response Team (CERT)


CERT
COMMUNITY EMERGENCY
RESPONSE TEAM

Remember the P A S S Word

Pull

Pull the pin (or other motion) to unlock the extinguisher.



Aim

Aim at the base (bottom) of the fire and stand 6 - 10 feet away.



Squeeze

Squeeze the lever to discharge the agent.

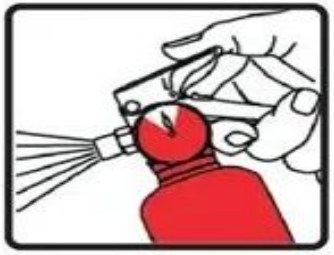

Sweep

Sweep the spray from left to right until the flames are totally extinguished.



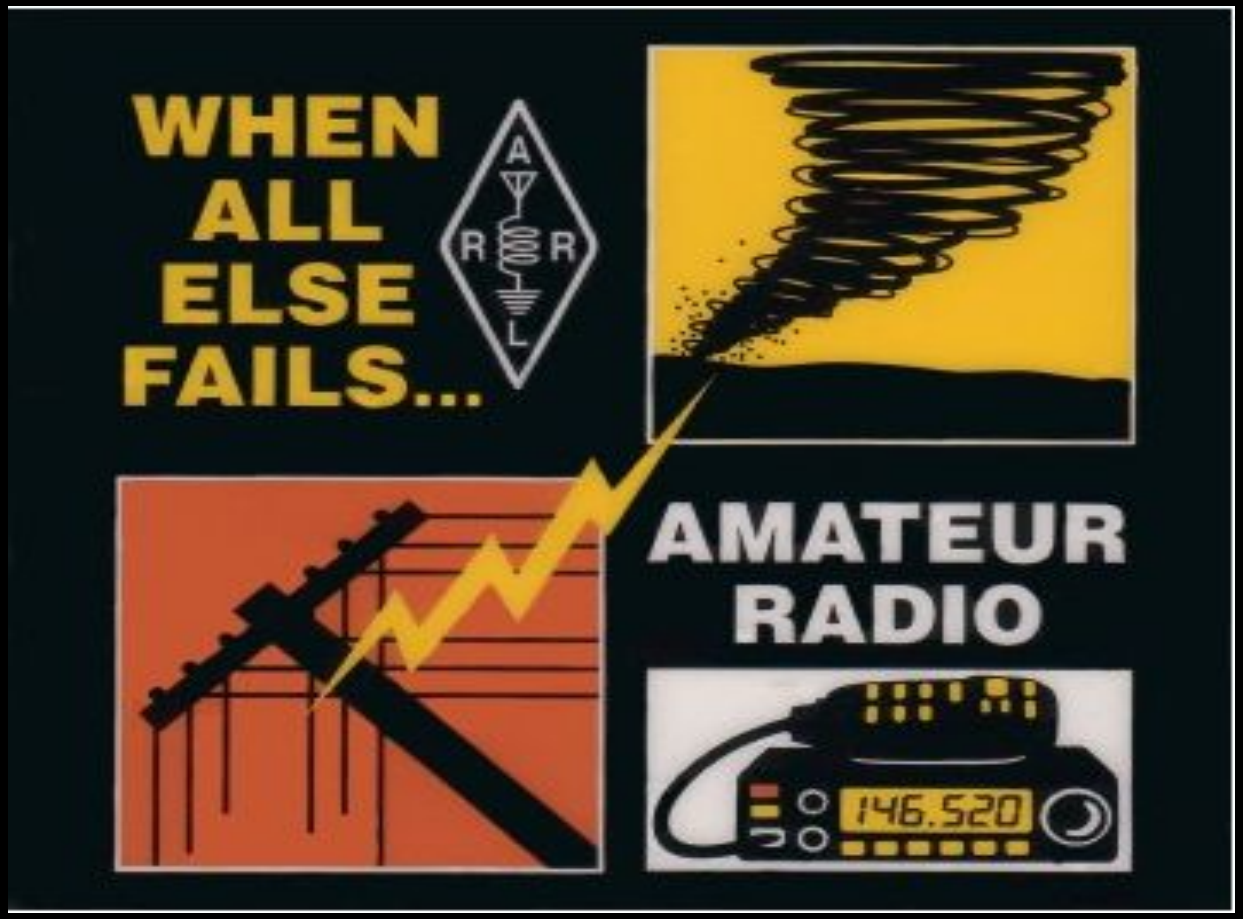
WHEN ALL ELSE FAILS...
ARRL
AMATEUR RADIO
146.520

NOTIFY LA

During a disaster, there are never too many ways to receive a possibly life-saving alert. That's why the City of Los Angeles will use multiple ways to reach you during life-threatening events. The best way to ensure you receive alerts is NotifyLA.

Scan the QR Code to register or visit notifyla.org

All Hazards
NOAA
Weather Radio
NOAA's National Weather Service



Home/Family Preparedness

- **Discuss** your emergency plan with family members. Conduct disaster drills at home.
- **Build** a disaster supply kit with specialized items unique to your family.
- **Plan** for family members with special needs and for pets.
- **Learn** how to shut off gas and water

DISASTER SUPPLY CHECKLIST

Water and Food

- Water – 1 gallon per person per day including infants and children (a 2 week supply labeled with the expirdtion date)
- Non-perishable food that does not require refrigeration, preparation, cooking, or much water to prepare
- Select food carefully considering special dietary needs.

Medicines

- At least a seven-day supply of prescribed medicine
- List of Medical providers
- Medications and list of when you need to take them

Special Needs

- If you have a disability or have limited mobility, make sure your emergency kit includes items specific to your needs and have a list of the following:
- Adaptive or supportive equipment you use
- Instructions on how to operate any special equipment

For Babies / Children

- Formula, Bottles
- Diapers
- Medications
- Sanitary supplies
- Familiar toy or book
- Car seat

Emergency Kit (Cont'd)

First Aid Kit

- Bandages, gauze, wipes, rubber gloves,
- Rubbing alcohol and antibiotic ointment
- Pain relievers
- Splints

Important Family Documents

- Identification: Driver's licenses, birth certificates,
- passports, social security cards
- Medical information, insurance, loan documents
- A list of family members with contact information (home, cell, work, address)

Important Financial Information

- Passwords
- Bank Account Numbers
- Deeds
- Loan info and credit cards
- Life and Home Insurance info

Tools

- Fire Extinguishers
- Battery-operated AM/FM radio
- Flashlight, Extra batteries
- Wrench for turning off gas

Supplies

- Cash (at least $50-100 in small bills per person),
- Soap, toilet paper and extra plastic bags
- Two complete sets of clothing and shoes per person
- Blankets or sleeping bags for each person
- Extra set of keys
- Feminine products
- 5 gal bucket w/toilet seat

For Pets

- Identification tags
- Extra food and water
- Clean-up supplies
- Medicine
- Transport case
- Leash

10 Essentials for Your Emergency Kit

Older adults can be especially vulnerable during severe weather.

Stock your emergency kit with these essentials.



- Non-perishable food & water
- Flashlight & extra batteries
- First aid kit
- Sanitation & hygiene supplies
- Sleeping bags & warm blankets
- Communication devices
- Change of clothes & shoes
- Eyeglasses & hearing aids
- Medications & equipment
- Health information & documents

To learn more about how older adults can be prepared, visit **www.nia.nih.gov/disaster-preparedness**.

NIH National Institute on Aging

Planning for Emergencies AMONG ADULTS AGE 50-80



82%

have a 7-day supply of essential medications*

*Among those who take medications



55%

have a 7-day supply of food and water



44%

signed up to receive local emergency alerts



40%

talked with family or friend about an evacuation plan

RYLAN
Ready Your L.A. Neighborhood

- An emergency plan for your neighborhood
- “United we stand, divided we fall”
- The plan identifies threats to your neighborhood and how to a address them
- The plan identifies resources in your neighborhood
- The plan identifies who is most vulnerable in your neighborhood
- RYLAN video


City of Los Angeles
Emergency Preparedness Guide
OPEN
City of Los Angeles
Emergency Preparedness Workbook
For Business Owners
READY YOUR LA
BUSINESS
ReadyLA.gov | RYLAN@lacity.org
(213) 484-4800 | @ReadyLA

“Soft Story” structure - Before & After Seismic Retrofit

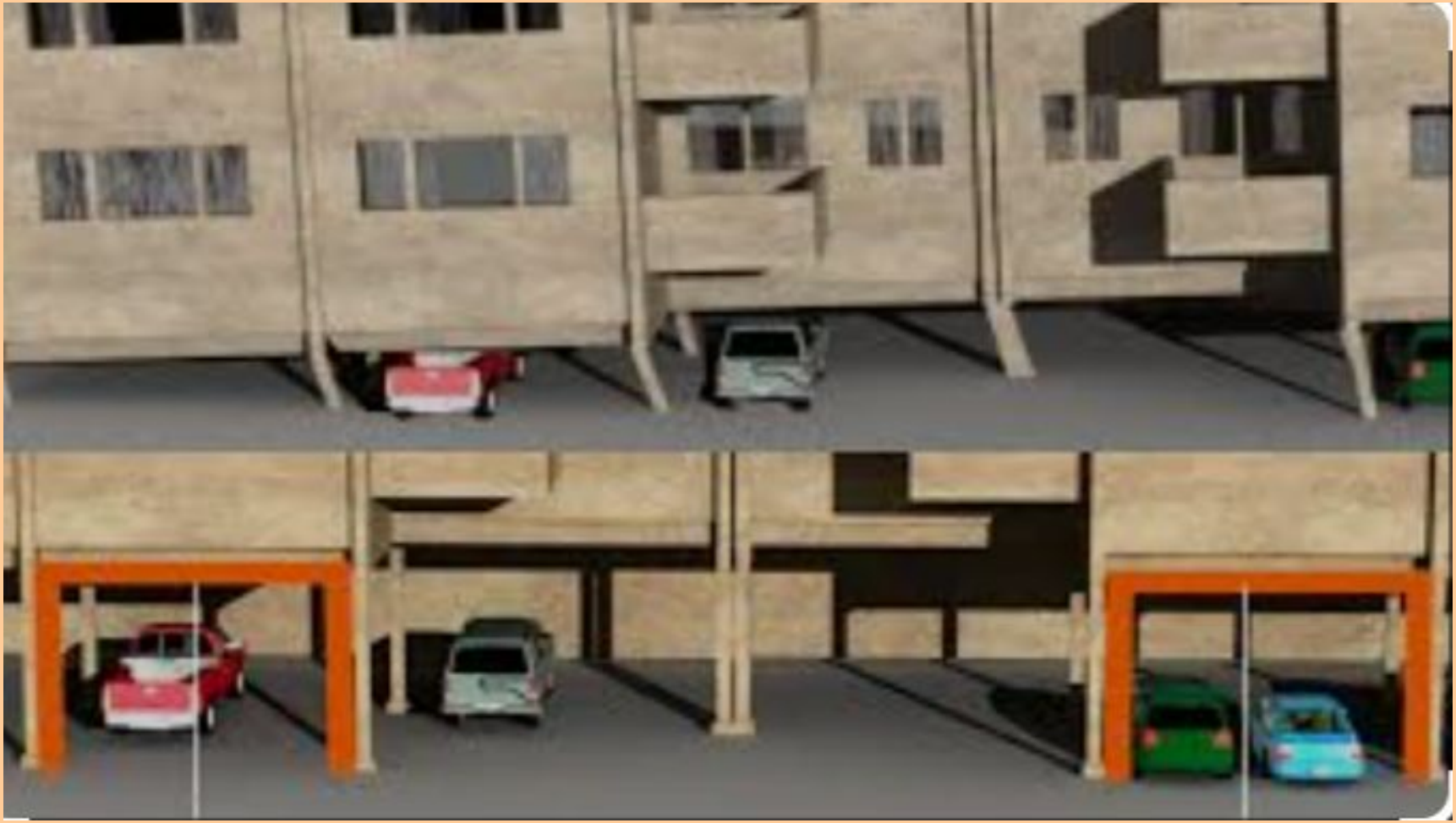



EARTHQUAKE BRACE+BOLT

Funds To Strengthen Your Foundation®



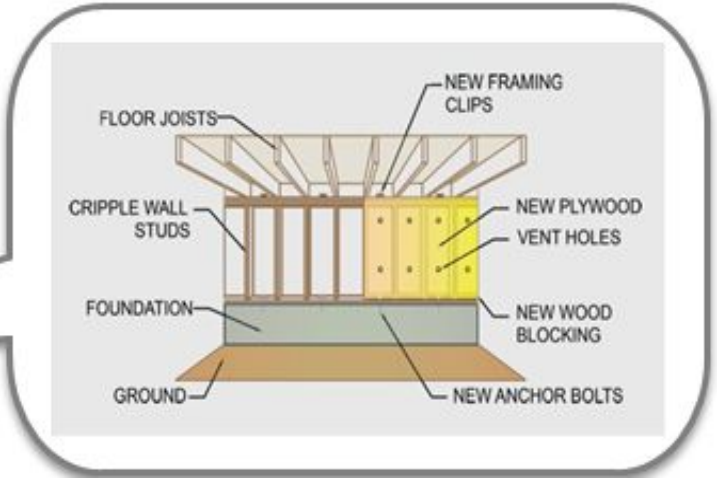

Access and Functional Need



The Whole Community Approach



AVAILABLE RESOURCES











- Notifyla.gov
- www.READYLA.gov
- www.EarthquakeCountryAlliance.org
- www.cert-la.com
- https://www.redcross.org

Additional Media Resources





LOS ANGELES

FIFA WORLD CUP 2026™

HOST CITY



How can we collaborate in our efforts to be prepared ?

