



LOS ANGELES
CITY PLANNING

Environmental Justice Policy Program Presentation

Health Commission
January 8, 2024

LOS ANGELES
CITY PLANNING

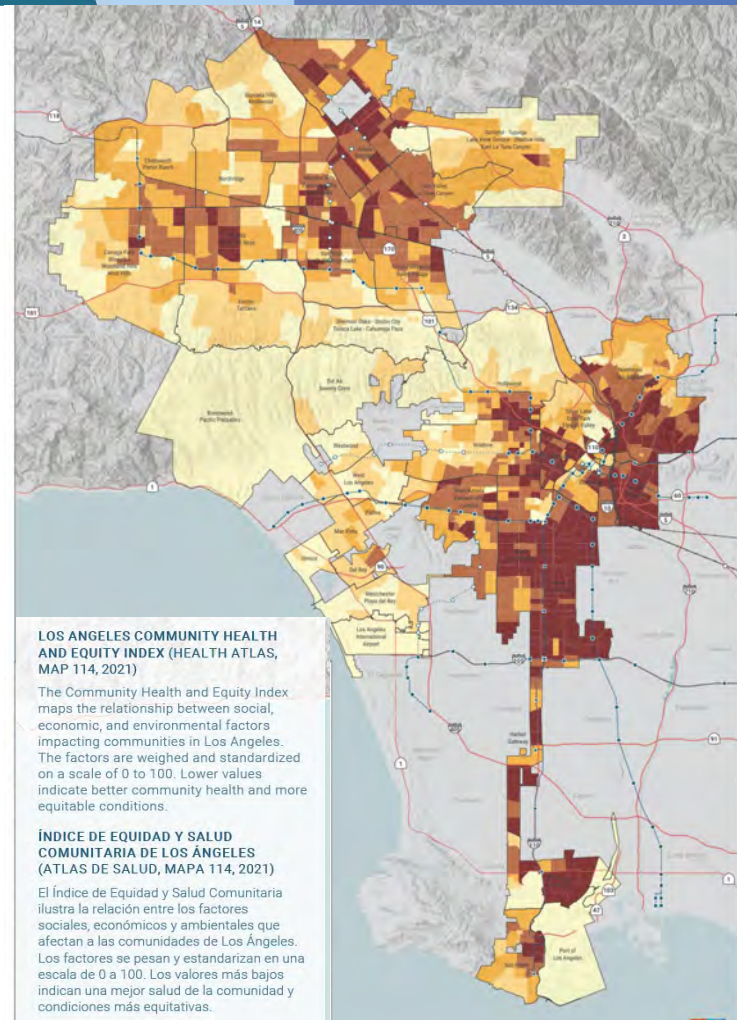
Overview

- Background
- Environmental Justice Policy
 - General Plan Updates
 - Health Element Progress
 - Community Engagement
- Climate Equity



Background

- Building on previous efforts
- Commitment to equity
- Most impacted communities



LOS ANGELES COMMUNITY HEALTH AND EQUITY INDEX (HEALTH ATLAS, MAP 114, 2021)

The Community Health and Equity Index maps the relationship between social, economic, and environmental factors impacting communities in Los Angeles. The factors are weighed and standardized on a scale of 0 to 100. Lower values indicate better community health and more equitable conditions.

ÍNDICE DE EQUITAD Y SALUD COMUNITARIA DE LOS ÁNGELES (ATLAS DE SALUD, MAPA 114, 2021)

El Índice de Equidad y Salud Comunitaria ilustra la relación entre los factores sociales, económicos y ambientales que afectan a las comunidades de Los Ángeles. Los factores se pesan y estandarizan en una escala de 0 a 100. Los valores más bajos indican una mejor salud de la comunidad y condiciones más equitativas.

Environmental Justice Policy Program

What Elements are we focusing on?



FRAMEWORK



HOUSING



SAFETY



HEALTH



MOBILITY



CONSERVATION



AIR QUALITY



NOISE



INFRASTRUCTURE
SYSTEMS



PUBLIC
FACILITIES &
SERVICES



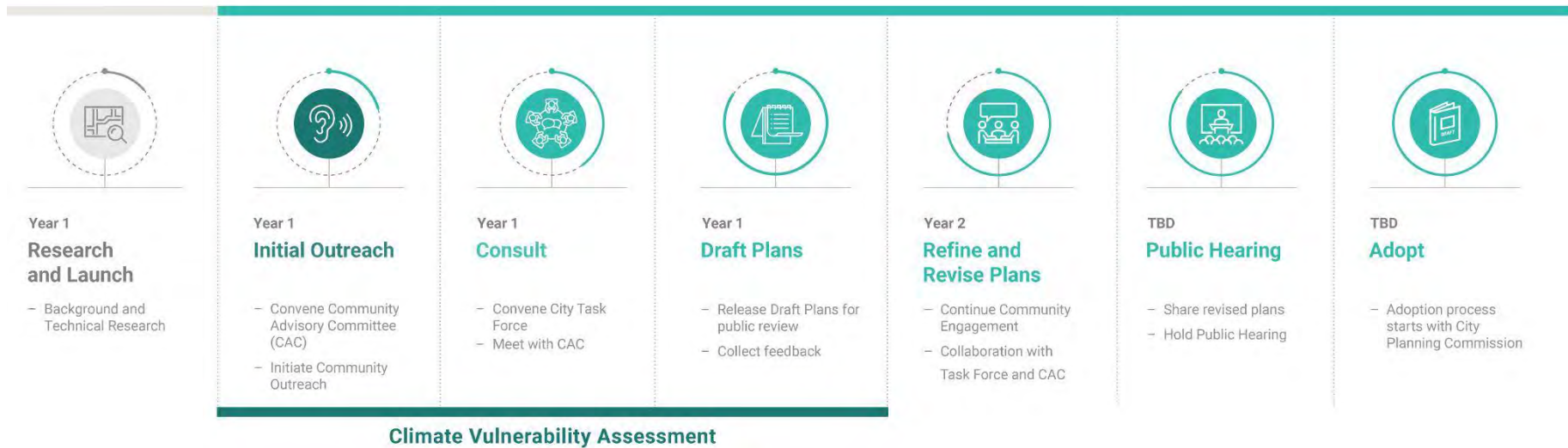
OPEN SPACE



LAND USE
35 Community Plans

Timeline

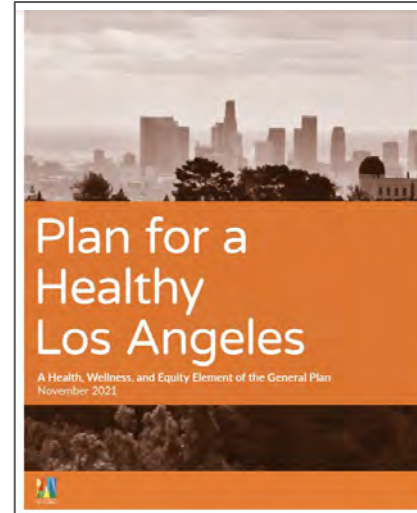
Program & Outreach Timeline



Evaluation of Health Element Programs

Health Element Programs Progress Report

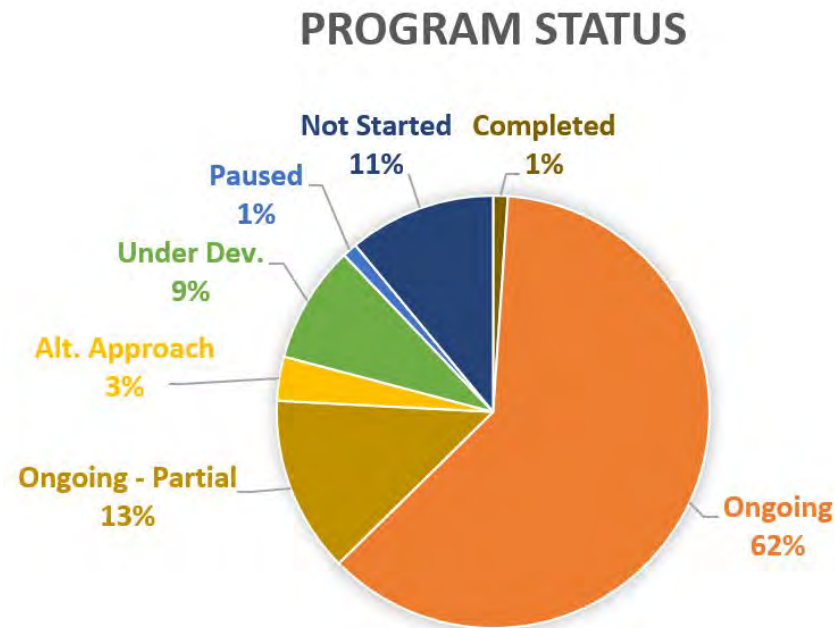
- Completed July 2023
- 91 Implementation Programs
- Time Frame: 2015 - 2022
- Over 25 responsible City departments and agencies



Health Element Programs Progress Report

Report Findings

- 3/4 of programs being implemented
- Opportunities for continued funding and prioritization by the Council and Mayor
- Key Accomplishments
- Implementation challenges identified by City Departments



Outreach and Engagement

Strategy

- Working Group
- Technical Advisory Committee
- Community Events
- Office Hours
- Survey
- Online Presence



Climate Equity

Climate Vulnerability Assessment (CVA)

Examine physical & social vulnerabilities related to **climate change impacts**:

- extreme heat
- wildfires
- extreme precipitation and flooding
- sea level rise and coastal flooding
- drought

Community Partners Program (CPP)

Community Based Organizations (CBOs) in vulnerable and sensitive communities

City Partners

- Climate Emergency Mobilization Office (CEMO)
- Emergency Management Department (EMD)





Thank You

planning.envjustice@lacity.org

planning.climate@lacity.org

<https://planning.lacity.org/plans-policies/environmental-justice>
